

Model	A	B	C	D	E	F
ALBA 10/4"	160	160	53	40	Ø100	7
ALBA 12/5"	180	180	53	44	Ø120	7
ALBA 15/6"	210	210	66	47	Ø150	7



CE IPX4 T 45 CB

ALBA

> AXIAL FAN

- New cover design;
- Axial fans to extract air directly outside or through short ducting;
- Operating indicator light on all models;
- Click assembly of the grille and of the cover;
- Long life ball bearing motor;
- Backdraught shutter;
- Two fixing screws for an easy installation;

- For ducts Ø 100-120-150 mm;
- Versions: Base, Timer, HT;
- High performances, low sound level and low power consumption;
- 45° C working temperature;
- IPX4 protected (EN 60529);
- In accordance with Standard EN 60335-2-80.

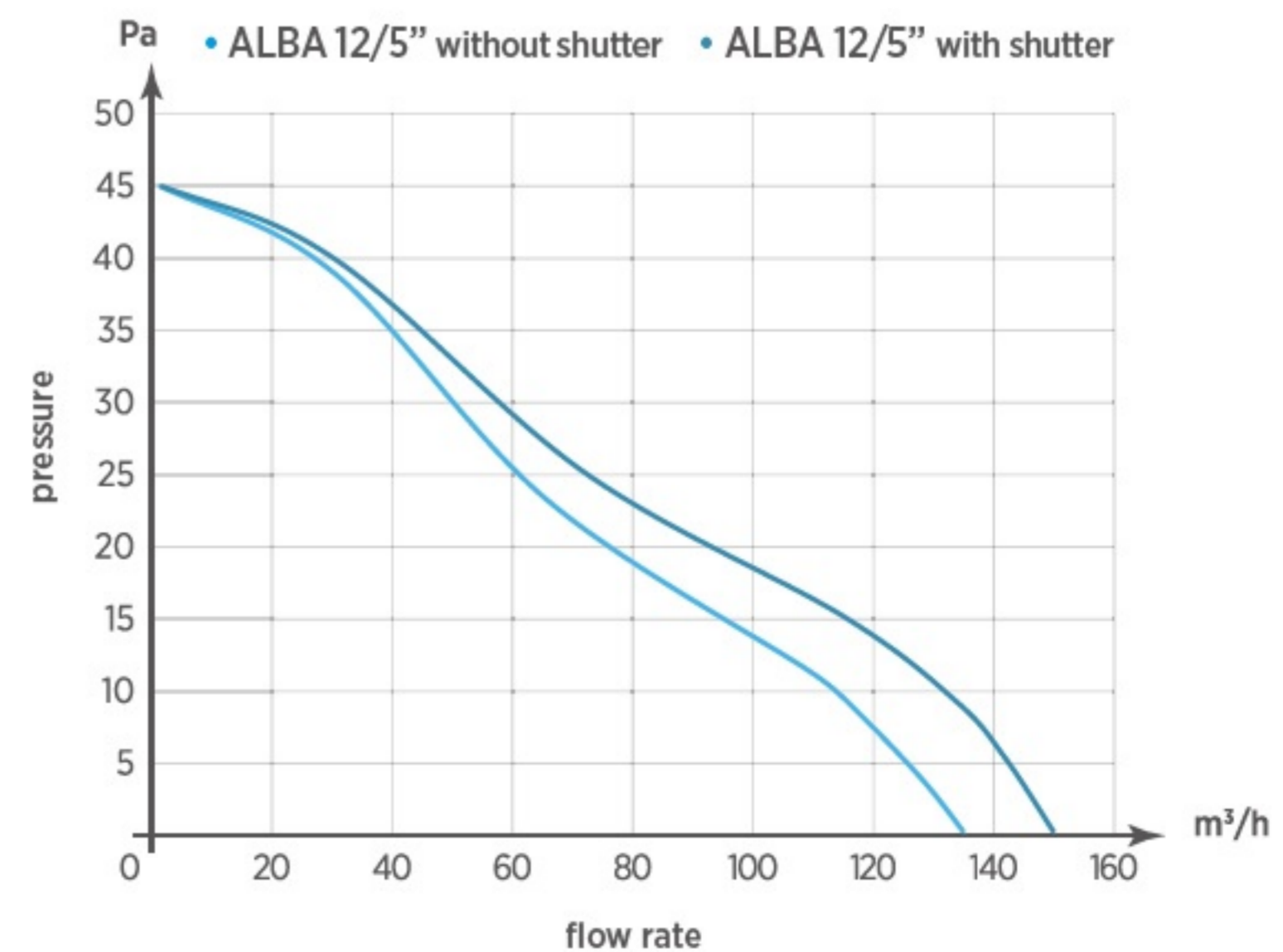
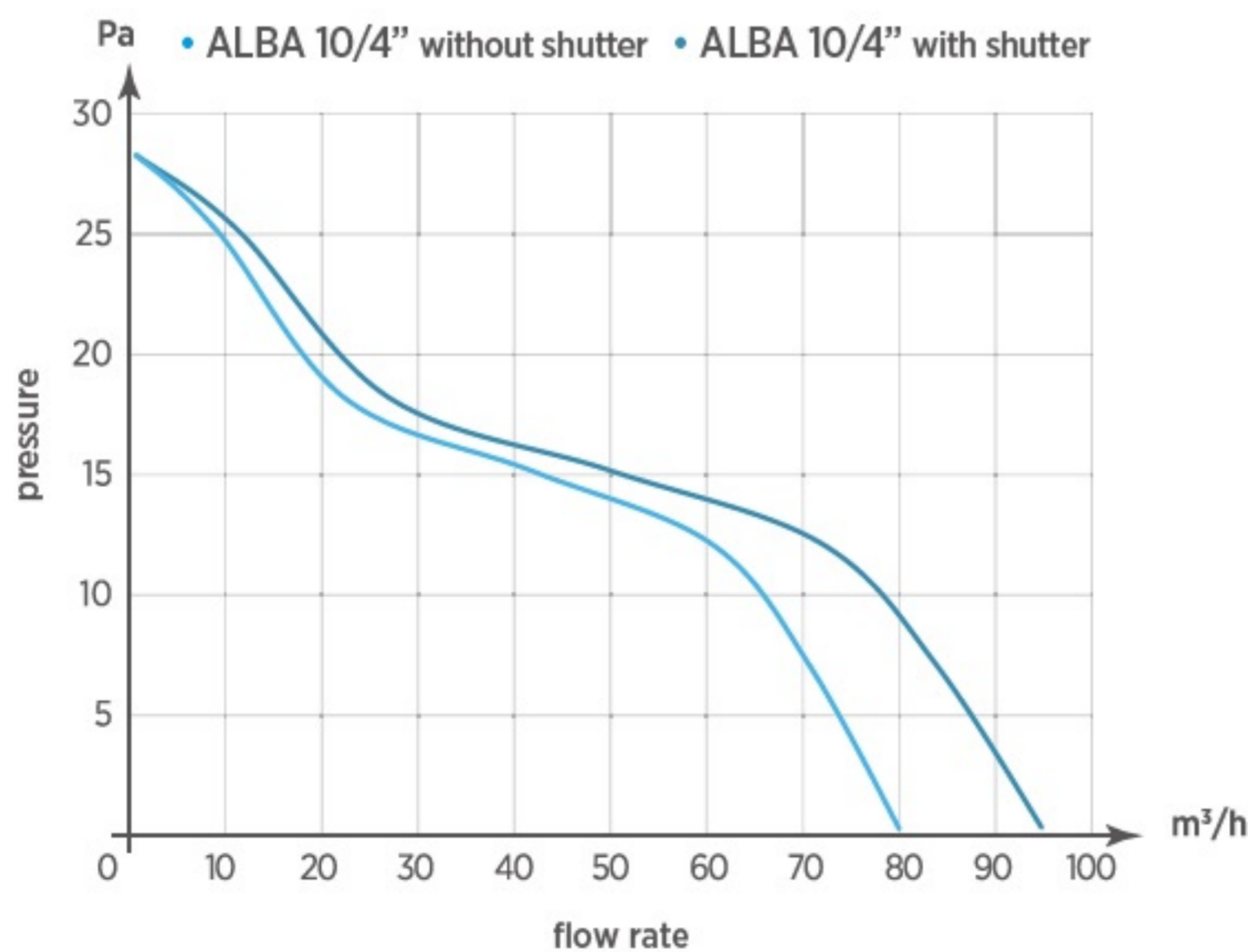
> POSITIONING

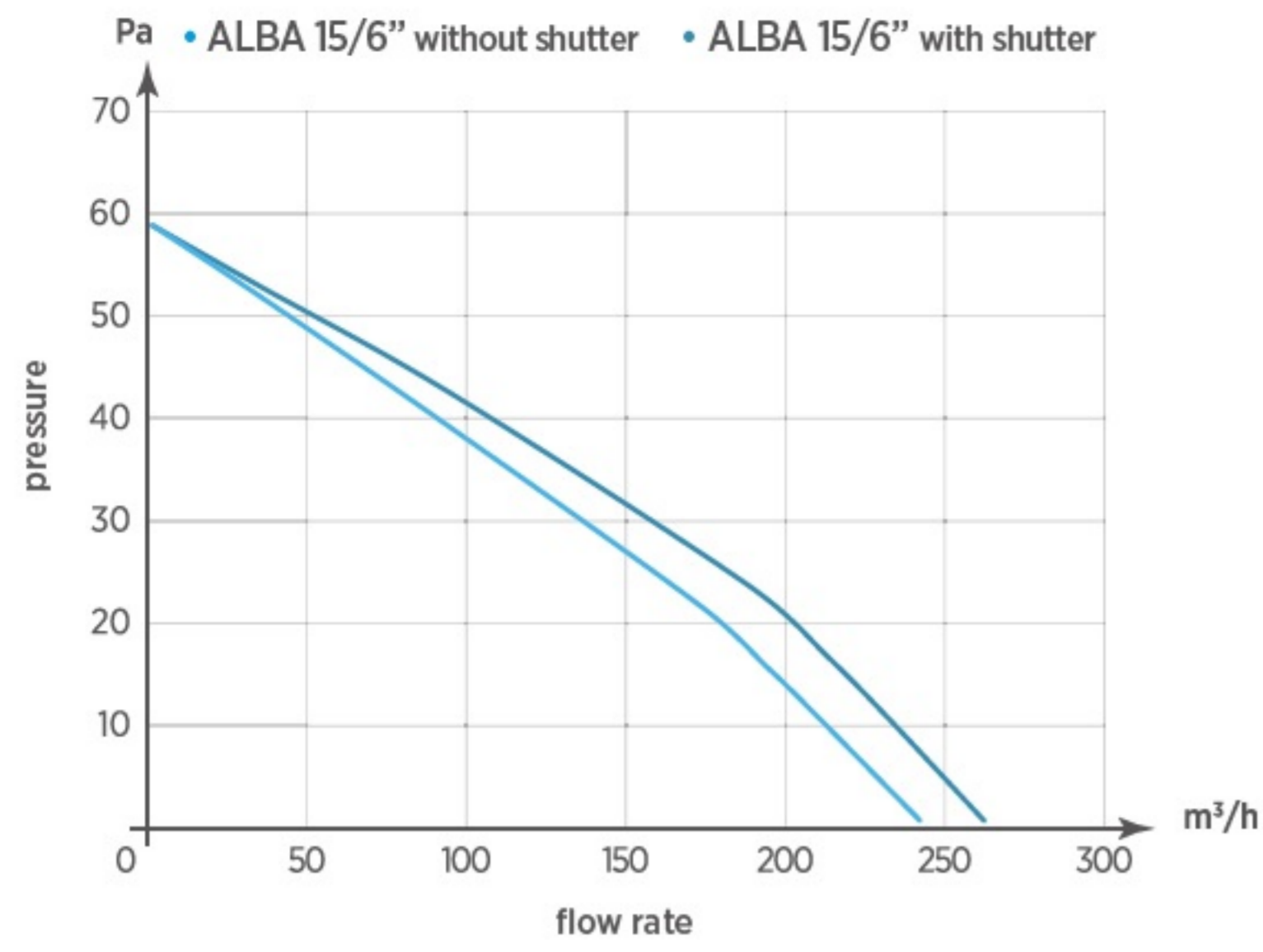
- Wall mounting - Ceiling mounting

> TECHNICAL DATA

Model	Code	Ø hole (mm)	Voltage (V)	Frequency (Hz)	Flow rate (m³/h) with shutter	without shutter	Max press. (mm H ₂ O)	Max press. (Pa)	Power (W)	Noisiness dB(A) _{3m}	Weight (Kg)
ALBA 10/4"	0053110	100	220-240	50	80	95	2,8	28	10	34,6	0,5
ALBA 10/4" T	0053111	100	220-240	50	80	95	2,8	28	10	34,6	0,5
ALBA 10/4" HT	0053112	100	220-240	50	80	95	2,8	28	10	34,6	0,5
ALBA 12/5"	0053210	120	220-240	50	135	150	4,6	45	16	37	0,6
ALBA 12/5" T	0053211	120	220-240	50	135	150	4,6	45	16	37	0,6
ALBA 12/5" HT	0053212	120	220-240	50	135	150	4,6	45	16	37	0,6
ALBA 15/6"	0053310	150	220-240	50	240	260	5,9	58	29	41,5	0,8
ALBA 15/6" T	0053311	150	220-240	50	240	260	5,9	58	29	41,5	0,8
ALBA 15/6" HT	0053312	150	220-240	50	240	260	5,9	58	29	41,5	0,8

> FLOW CHARTS





> **ACCESSORIES:**
SEE PAGE 56



Grille



Shutter



Controller



Sensor



Timertronic



Timermatic